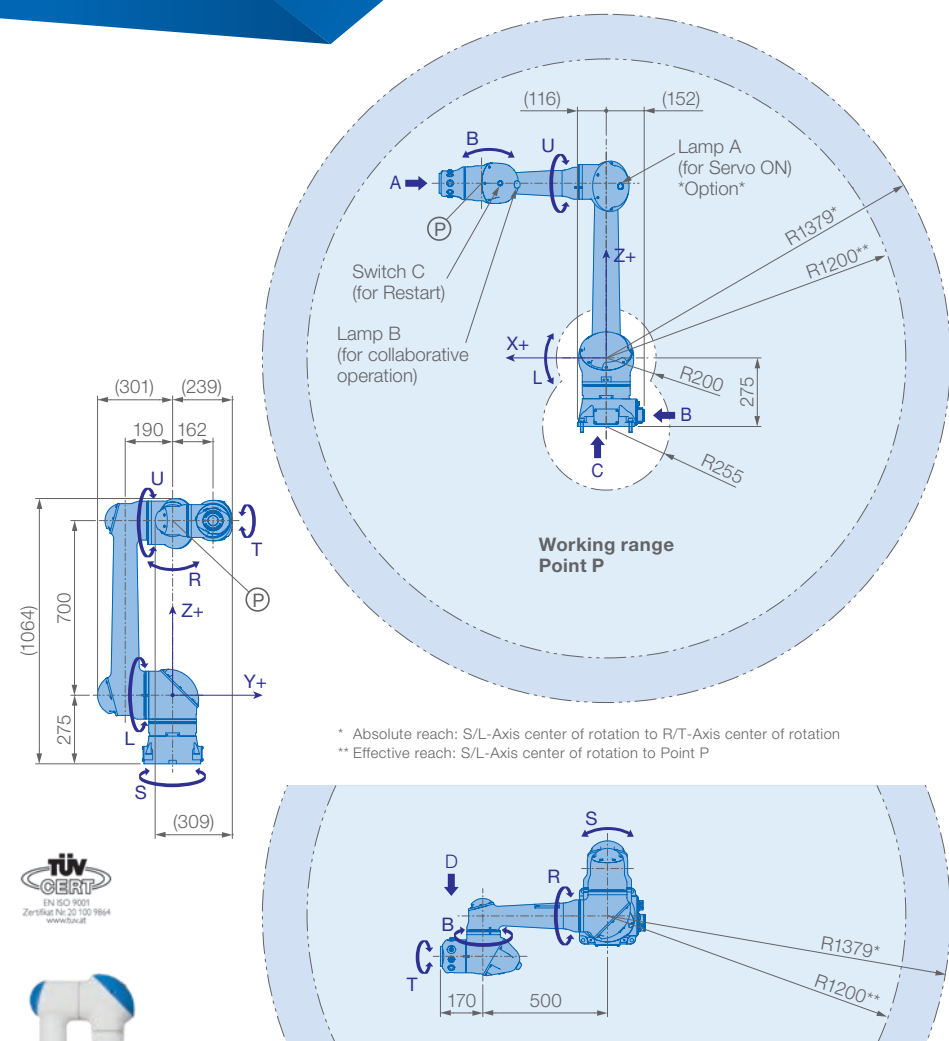


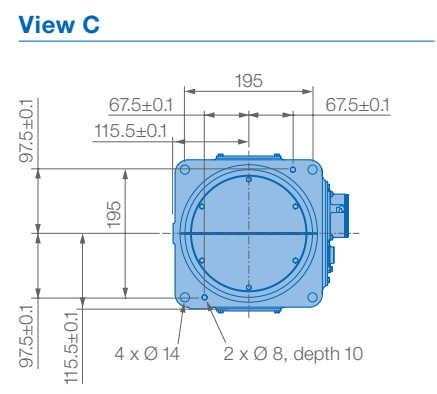
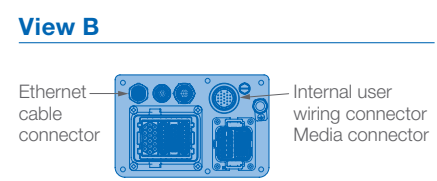
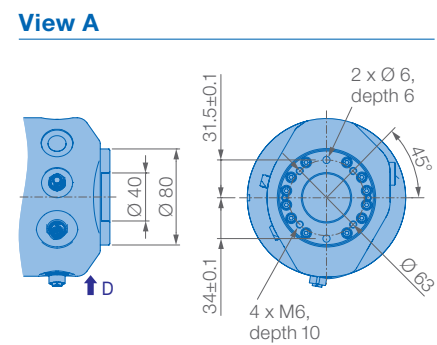
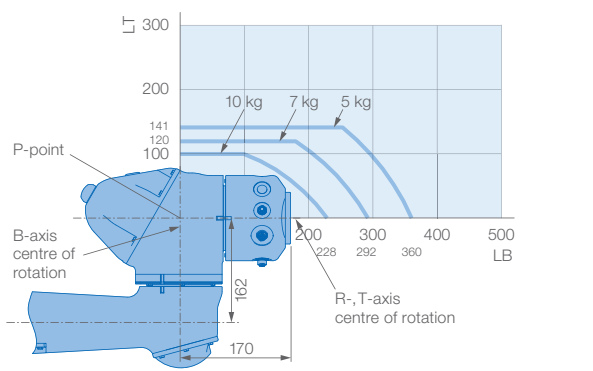
MOTOMAN HC10, HC10DT

Human-Collaborative Robot
6 integrated Torque Sensors



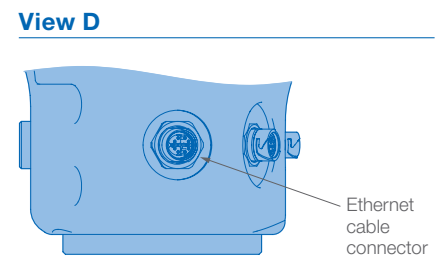
* Absolute reach: S/L-Axis center of rotation to R/T-Axis center of rotation
** Effective reach: S/L-Axis center of rotation to Point P

Allowable wrist load



Mounting options: Floor, ceiling, wall, tilt*
Protection class: IP67
* tilt with condition of angle – see table below

Robot installation angle U [deg.]	S-axis operating range [deg.]
0 $\theta \le 60$	no limit
60 <math>< \theta</math>	within ± 60



Specifications HC10DT with Ethernet line (B12)					
Axes	Maximum motion range [°]	Maximum speed [°/sec.]	Allowable moment [Nm]	Allowable moment of inertia [kg · m²]	Controlled axes
S	±180	130	–	–	6
L	±180	130	–	–	Max. payload [kg]
U	+265/–95	180	–	–	Repeatability [mm]
R	±180	180	27,4	0,78	Max. working range R [mm]
B	±180	250	27,4	0,78	Temperature [°C]
T	±180	250	9,8	0,1	Humidity [%]
					Weight [kg]
					Power supply, average [KVA]

* Absolute reach: S/L-Axis center of rotation to R/T-Axis center of rotation ** Effective reach: S/L-Axis center of rotation to Point P

YASKAWA GROUP

- AT Yaskawa Austria Schwechat/Wien +43(0)1-707-9324-15
- CZ Yaskawa Czech s.r.o. Rudná u Prahy +420-257-941-718
- DK Yaskawa Danmark Løsning +45 7022 2477
- ES Yaskawa Ibérica, S.L. Gavà/Barcelona +34-93-6303478
- FR Yaskawa France SARL Le Bignon +33-2-40131919
- FI Yaskawa Finland Oy Turku +358-(0)-403000600
- GB Yaskawa UK Ltd. Banbury +44-1295-272755
- IT Yaskawa Italia s.r.l. Torino +39-011-9005833
- IL Yaskawa Europe Technology Ltd. Rosh Ha'ayin +972-3-9004114
- NL Yaskawa Benelux B.V. Eindhoven +31-40-2895500
- PL Yaskawa Polska Sp. z o.o. Wrocław +48-71-7928670
- RU Yaskawa Europe Holding AB Moskva +46-480-417-800
- SE Yaskawa Nordic AB Torsås +46-480-417-800
- SI Yaskawa Slovenia Ribnica +386-1-8372-410
- TR Yaskawa Turkey Elektrik Ticaret Ltd. Sti. İstanbul +90-216-5273450
- ZA Yaskawa Southern Africa (PTY) Ltd Johannesburg +27-11-6083182

DISTRIBUTORS

- BG ATRI ROBOTICS Ltd. Stara Zagora +359 899 625 160
- Kammarton Bulgaria Ltd. Sofia +359-02-926-6060
- EE RKR Seadmed OÜ Tallinn/Estonia +372-68-35-235
- GR Gizelis Robotics Schimatari Viotias +30-2262057199
- HU Flexman Robotics Kft Budapest +36 1 259 0981
- LT Profibus UAB Panevezys +370-45-518575
- NO Skala Robotech AS Lierstranda +47-32240600
- PT ROBOPLAN Lda Aveiro +351-234 943 900
- RO NORMANDIA S.R.L. Braşov +40 268 549 236



Yaskawa Headquarters
Yaskawa Europe GmbH
Robotics Division
Yaskawastraße 1
85391 Allershausen, Germany
Tel. +49 (0) 8166/90-0
Fax +49 (0) 8166/90-103

Yaskawa Academy and sales office Frankfurt
Yaskawa Europe GmbH
Robotics Division
Hauptstraße 185
65760 Eschborn, Germany
Tel. +49 (0) 6196/77725-0
Fax +49 (0) 6196/77725-39

All drawing dimensions in mm.
Technical data may be subject to change without previous notice.
Please request detailed drawings at robotics@yaskawa.eu.com.

YR-1-06VXHC10-A00, YR-1-06VXHC10-A10,
YR-1-06VXHC10-B10, YR-1-06VXHC10-B12
B-10-2021, A-No. 180780



MOTOMAN HC10 is a 6 axes human-collaborative robot with a payload of up to 10 kg. Operator's safety is assured by a Power and Force Limit technology that stops the robot in case of contact with an operator.

The robot arm can be hand guided by an operator and robot positions and gripper operation can be registered via so called "Easy Teaching Switch Box". These features offer time saving during the robot programming. The robots arm geometry was designed to avoid pinch points (finger).

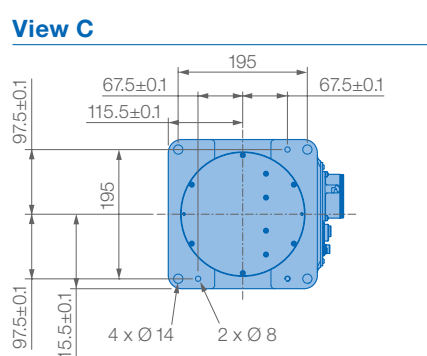
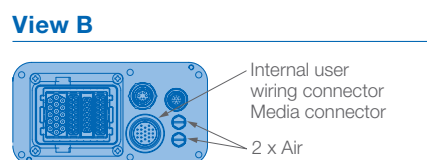
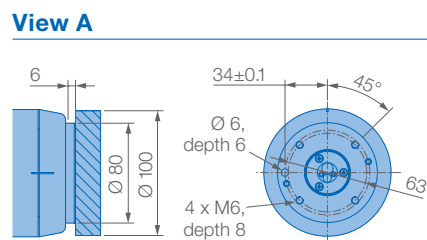
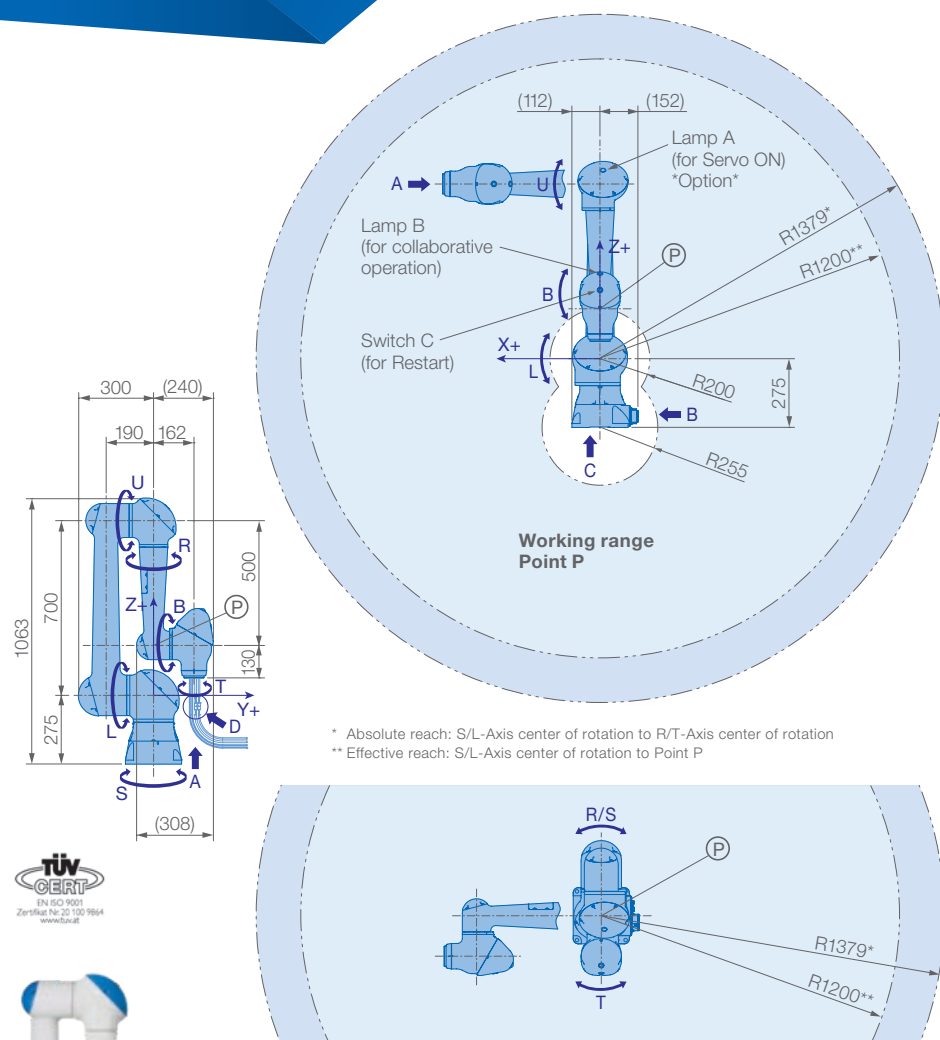
The MOTOMAN HC10 robot can operate without additional protective measures like a safety fence, depending on the risk assessment. This saves space and costs. Its installation area is very flexible and therefore able to operate at different workplaces.

KEY BENEFITS

- Controller**
 - Fully industrial robot controller
 - YRC1000 for HC10 and HC10DT
 - YRC1000micro for HC10DT
- High safety**
 - Contact force between operator and robot is limited to a safe level
 - Arm geometry designed to avoid pinch points (finger protection)
 - Safety standards – applications for Industrial robots: ISO 10218-1 (5.10.5 Power and Force limiting)
 - Complies to ISO TS 15066
 - Safety functions industrial robot controller: ISO 13849-1, PLd, Cat. 3
 - Functional Safety Unit included
- Easy teaching**
 - Move the robot arm directly via hand guiding function: easy teaching mode with a switch box
- No safety fence**
 - Depending on the application, the HC10 can be used without a safety fence

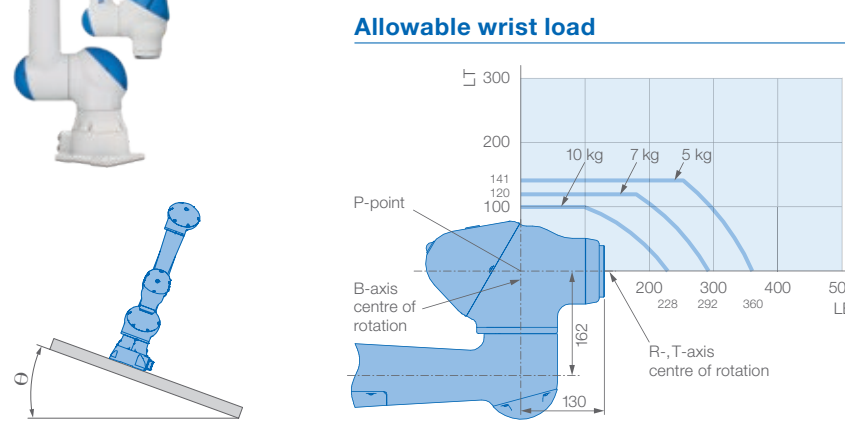
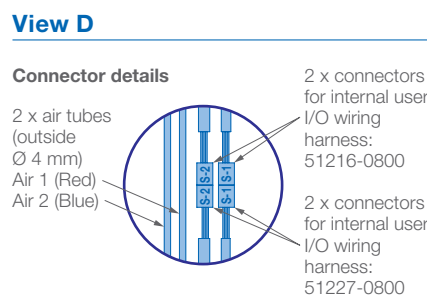


MOTOMAN HC10 Standard



Mounting options: Floor, ceiling, wall, tilt*
* tilt with condition of angle – see table below

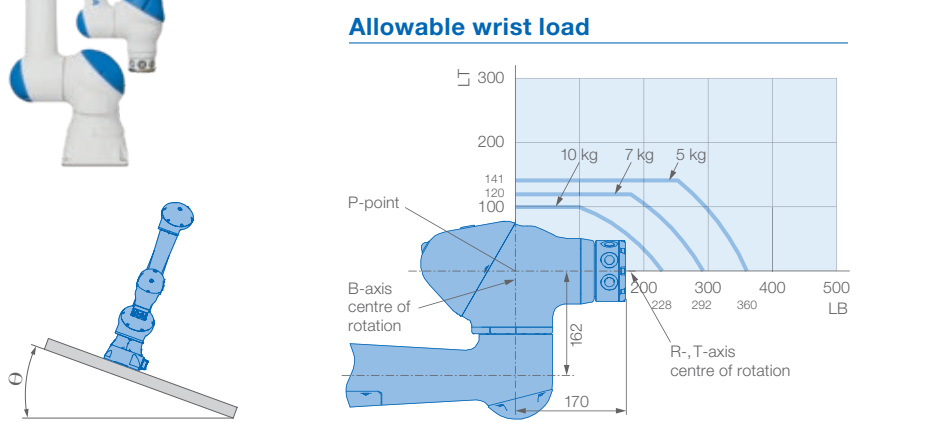
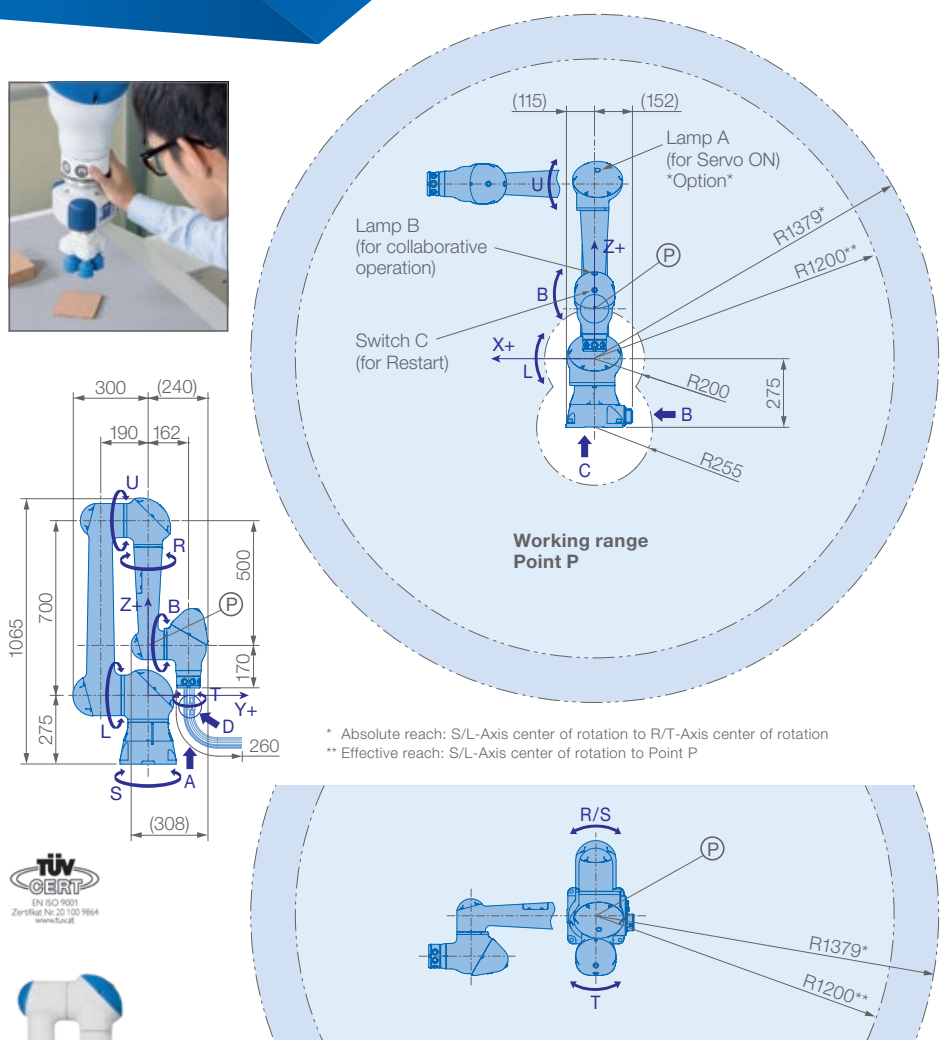
Robot installation angle U [deg.]	S-axis operating range [deg.]
0 < θ ≤ 60	no limit
60 < θ	within ±60



Specifications HC10 Standard (A00)					
Axes	Maximum motion range [°]	Maximum speed [°/sec.]	Allowable moment [Nm]	Allowable moment of inertia [kg · m ²]	Controlled axes
S	±180	130	–	–	6
L	±180	130	–	–	Max. payload [kg]
U	+355/–5	180	–	–	10
R	±180	180	27.4	0.78	Repeatability [mm]
B	±180	250	27.4	0.78	±0.1
T	±180	250	9.8	0.1	Max. working range R [mm]
					1379*/1200**
					Temperature [°C]
					0 to +40*
					0 to +35**
					Humidity [%]
					20 – 80
					Weight [kg]
					47
					Power supply, average [KVA]
					1

* Absolute reach: S/L-Axis center of rotation to R/T-Axis center of rotation ** Effective reach: S/L-Axis center of rotation to Point P * during operation ** when the soft cover (optional) is attached

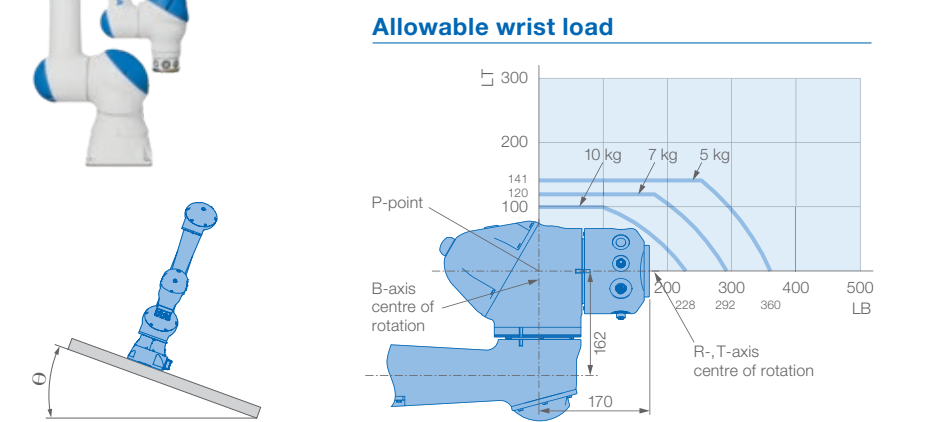
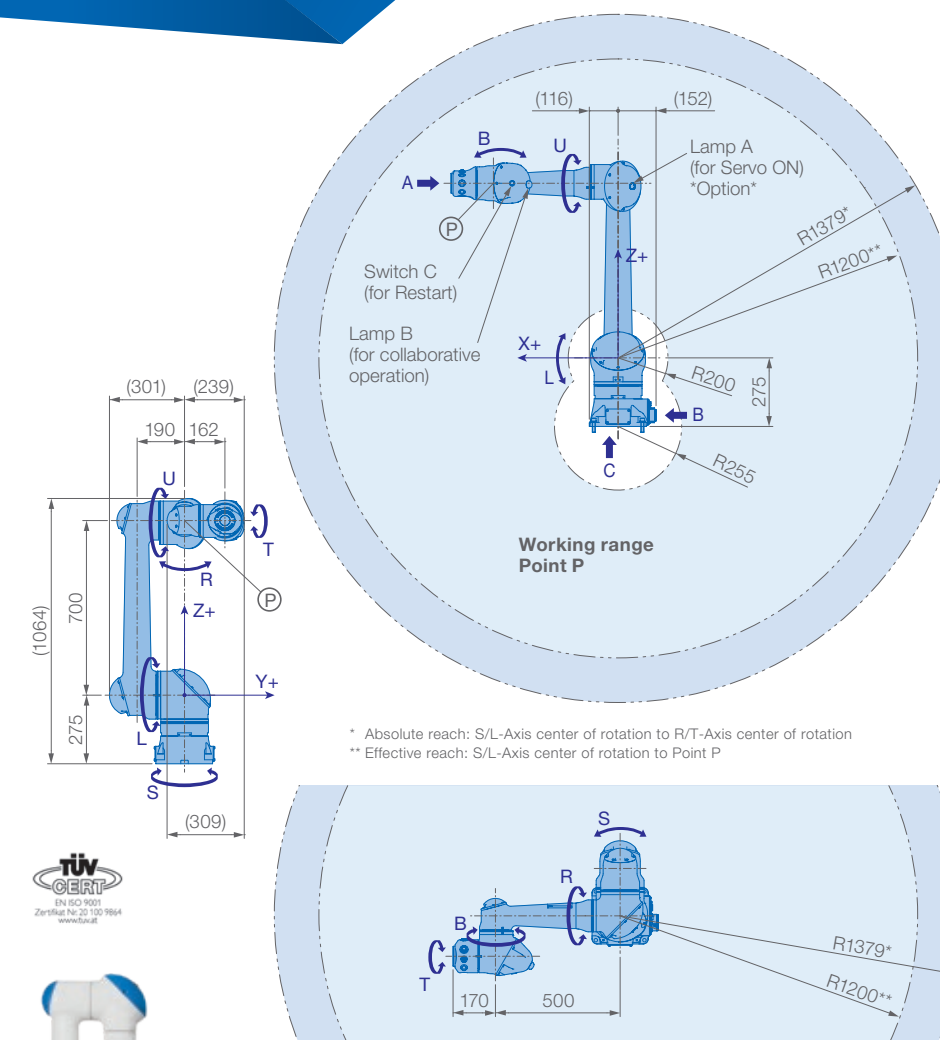
MOTOMAN HC10DT Standard



Specifications HC10DT Standard (A10)					
Axes	Maximum motion range [°]	Maximum speed [°/sec.]	Allowable moment [Nm]	Allowable moment of inertia [kg · m ²]	Controlled axes
S	±180	130	–	–	6
L	±180	130	–	–	Max. payload [kg]
U	+355/–5	180	–	–	10
R	±180	180	25.3	0.73	Repeatability [mm]
B	±180	250	25.3	0.73	±0.1
T	±180	250	9.8	0.1	Max. working range R [mm]
					1379*/1200**
					Temperature [°C]
					0 to +40
					Humidity [%]
					20 – 80
					Weight [kg]
					48
					Power supply, average [KVA]
					1

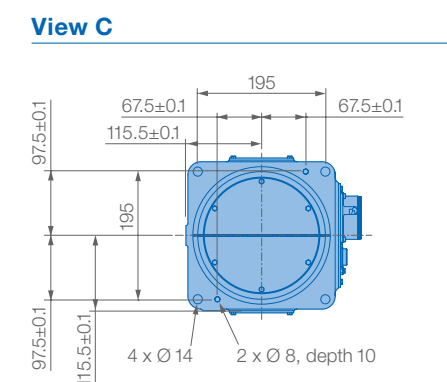
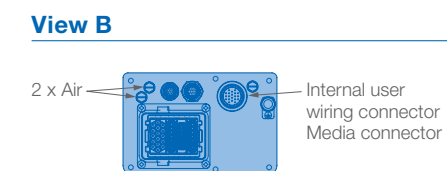
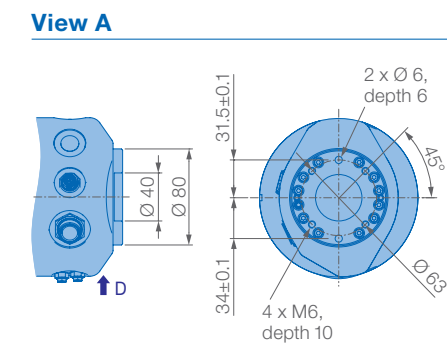
* Absolute reach: S/L-Axis center of rotation to R/T-Axis center of rotation ** Effective reach: S/L-Axis center of rotation to Point P

MOTOMAN HC10DT with Air line



Specifications HC10DT with Air line (B10)					
Axes	Maximum motion range [°]	Maximum speed [°/sec.]	Allowable moment [Nm]	Allowable moment of inertia [kg · m ²]	Controlled axes
S	±180	130	–	–	6
L	±180	130	–	–	Max. payload [kg]
U	+265/–95	180	–	–	10
R	±180	180	27.4	0.78	Repeatability [mm]
B	±180	250	27.4	0.78	±0.1
T	±180	250	9.8	0.1	Max. working range R [mm]
					1379*/1200**
					Temperature [°C]
					0 to +40
					Humidity [%]
					20 – 80
					Weight [kg]
					58
					Power supply, average [KVA]
					1

* Absolute reach: S/L-Axis center of rotation to R/T-Axis center of rotation ** Effective reach: S/L-Axis center of rotation to Point P



Mounting options: Floor, ceiling, wall, tilt*
Protection class: IP67
* tilt with condition of angle – see table below

Robot installation angle U [deg.]	S-axis operating range [deg.]
0 < θ ≤ 60	no limit
60 < θ	within ±60

